




VIZUA


WASHROOM CUBICLES


Visually aesthetic and superior quality washroom cubicle design for the hotel & luxury sector

VIZUA


IN HIGH GLOSS/MATTE
LAMINATE FINISH

 Color and UV stable

 High chemical resistant

 Scratch resistant

 Seamless appearance


 Easy to clean





CURRENT STATE OF THE ART:
LASER WELDING

VIZUA

IN METAL
LAMINATE FINISH


 Solvent resistant


 Scratch resistant

 Impact resistant

 Durable

 Moisture resistant

 Easy to clean

 Quick installation

KEY FEATURES


- High moisture resistant panel with varying thicknesses.
- Panel edges constructed via AirForced System.
- Edge bands matched to the panel color.
- Floating appearance.
- Versatile – meets the needs of all washroom cubicles.
- Economically ideal for high traffic areas concealed panel fixings
- Privacy S.S. lock with red and white indicator, door stopper, flipper seal.
- Flushed facade finish.

STANDARD SPECIFICATION

- Door/Divider Panels (nominal): 18mm
- Post thickness (nominal): 18mm
- Height (nominal): 2000mm (up to 2800mm available)
- Depth/Width: according to layout
- Door Opening: 700mm
- Bottom Clearance: 50 [+/-10mm]

JOINTLESS EDGE BAND:

Panels with zero-glue-line edgeband – giving the impression of a single moulded surface rather than an edged board.



HARDWARE OPTIONS



P. O. Box 20923, AJMAN - UAE | ☎: +971-6-7436888 | 📠: +971-6-7436903 | ✉: info@gfiuae.com | 🌐: www.gfiuae.com

Follow us on:     