

NATURELLE LAM

ANTIBACTERIAL WASHROOM CUBICLES



sanisteel [®]
sanitized pre-coated steel

Sanisteel[®] activates its antibacterial characteristics in the presence of environmental conditions which favor the proliferation of bacteria, fungi and algae.

Product is tested and certified according to the regulations:

- ISO 221196:2007
- ASTM E 2180-07
- JIS Z 2801

Achieved the fire certification:

- Standard EN 13501-1



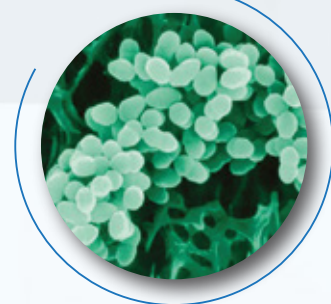
GIBCA

GIBCA FURNITURE INDUSTRY CO. LTD. (LLC)

جیبی



Along with maximizing the privacy by providing a full height construction, this model also comes with aesthetically pleasing antibacterial properties




ANTIBACTERIAL
PRE-COATED
STEEL

RANGE OF COLORS


Particular attention to pastel hues and shades that blend with the surrounding background




SANA1SA




SANA9SMA




SANA22SMA




SANA57SMA



SANA1SMA




SANA63GMA




SANA575SMA



SANB31SMA



SANB32SMA



SANN86SMA



SANN89PVA



SANV29SMA

KEY FEATURES

- Designed for projects which requires luxurious and elegant appearance.
- Washroom cubicle system having full height, floor to ceiling with minimum bottom clearance of 13mm, maximum privacy.
- Antibacterial property along with aesthetically designed panel and finishes to balance warm visual mood.
- Hinge options: hinge free-soft self closing pivot mechanism, self closing concealed hinge.

ANTIBACTERIAL
PRE-COATED STEEL

HARDWARE:

- 1 S.S. Privacy thumbturn red/white indicator lock
- 2 Floor support - stainless steel shoe (Grade 316)
- 3 Wall / Divider Support - concealed fixing

SPECIFICATION:

The doors are flush integrated with post.

Door, Post & Divider Panel : 44mm/33mm

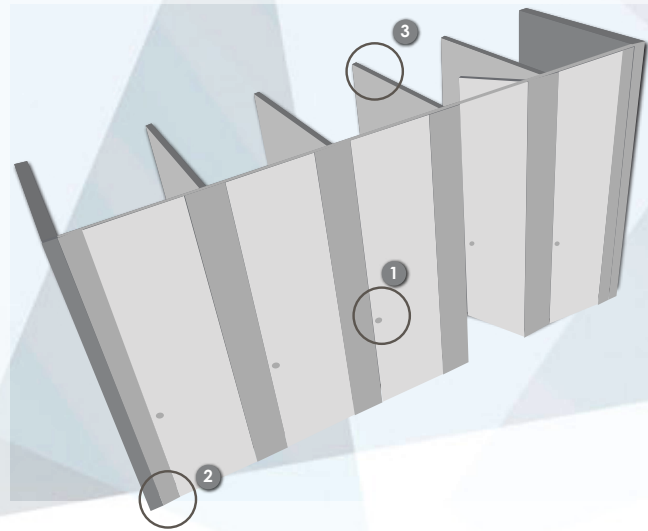
Height: 2400mm-2700mm

Depth/Width: According to layout

Door Opening: 700mm

Bottom Clearance nominal: 13mm


Finishes: colour to be specified from standard Gibca colour chart.



PANEL CONSTRUCTION:

- Panel thickness option: 44mm or 33mm with sandwich panel construction comprising of MR MDF backer with honeycomb core.
- The cubicle is mounted without any visible fixing.
- Toprail option can also be introduced in the system's construction.

HARDWARE OPTION:



GIBCA



جیبکا

GIBCA FURNITURE INDUSTRY CO. LTD. (LLC)



P. O. Box 20923, AJMAN - UAE | ☎: +971-6-7436888 | 📠: +971-6-7436903 | ✉: info@gfiuae.com | 🌐: www.gfiuae.com

Follow us on:

