

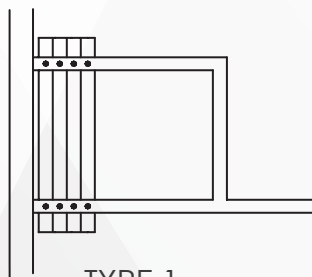


641F SERIES

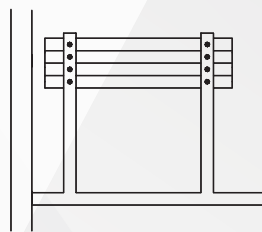
These rugged steel panels resist daily wear and tear and have a one-hour fire rating. They are an excellent choice for meeting rooms, heavy-use facilities, or wherever local codes require a fire rated partition.

* The local fire marshall must approve any field applied surface material.

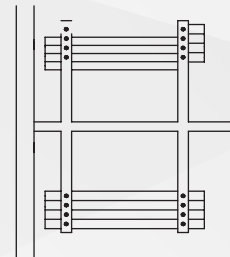
FIREWALL, INDIVIDUAL, OMNI-DIRECTIONAL PANELS



TYPE 1



TYPE 2



TYPE 3

*Contact Gibca for other available options

Individual, manually operated panels offer maximum room flexibility. The track system enables panels to negotiate turns and curves and be used in alternate locations. Steel frame, 4" [100] nom. thickness, no vertical trim, one piece steel face, retractable top and bottom seals.

Top Supported

Side Stack

Individual, Omni-Directional
Panels

Manually Operated

Maximum Height: 40'5"

[12.3m] *

Maximum Opening Width:

Unlimited

STC Ratings: 51 and 54

*Taller heights are available. Contact
Gibca for assistance.

Available Accessories/Options

- **Pass Door Inclusion Options** – Exit signs, Automatic door closers, panic hardware, locks, frame and prep for window, peep viewer
- **Pocket Doors for Partition Storage** – factory-finished or field-finished
- **Work Surface** – Inset or full-height dry erase steel marker boards, inset porcelain enamel steel dry marker or chalkboard, eraser pocket or tack boards
- **Acoustic Baffle**

Suspension System

For panels weighing up to 1500 lbs. [680 kg]: Track shall be of clear anodized architectural grade extruded aluminum alloy 6063-T6.

For panels weighing over 1500-3000 lbs. [680-1364 kg]: Track shall be of 1/4" [6] formed black painted steel. Carriers may be programmed for self directing and sorting.

Trim Colors - standard

Available in three standard trim colors - lamb's wool, Brown or Gray. Custom colors for metal trim are also available for an additional charge.

"Standard" Product Features and Benefits:

Feature: One-hour fire rated

Benefit: Complies with local code requirements.

Feature: Fire and sound rated

Benefit: Fire protection with no loss of sound control.

Feature: One piece steel face

Benefit: Optimum acoustics; no unsightly horizontal butt joints.

Feature: No vertical trim

Benefit: Provides a monolithic look.

Feature: Quick-set retractable top & bottom seals

Benefit: Retractable seals accommodate out-of-level floor conditions; provide constant force for consistent sound control and stability when the seals are set. When retracted, nothing drags on the floor or track when the panels are moved. Panels can be "locked" in place.

Feature: Minimum 110 lb. [50 kg] seal force when seals are set.

Benefit: Maintains panel stability and optimum acoustics.

Feature: Waist high seal activator

Benefit: Fast, easy seal activation without bending or stooping.

Feature: Removable operating handle

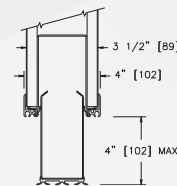
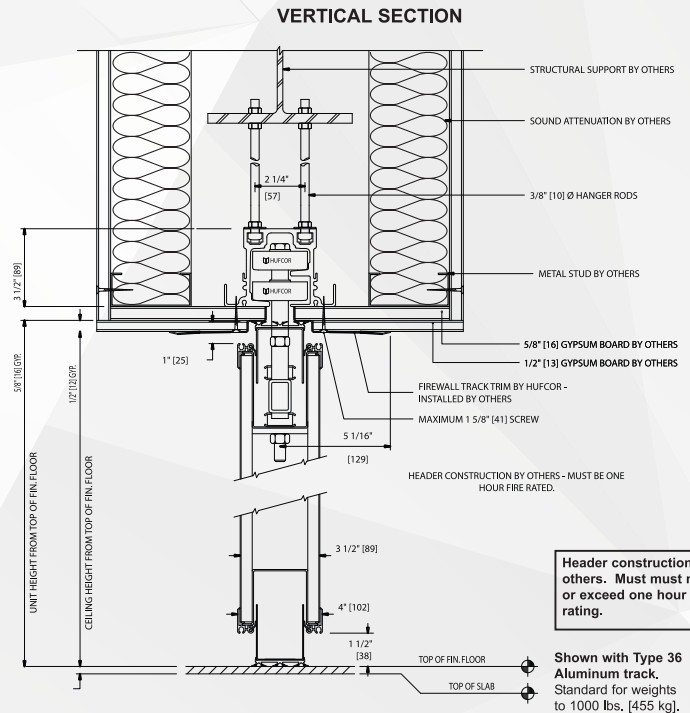
Benefit: Prevents unauthorized operation.

Feature: Expanding Jamb Closure (Lever Closure) Panel

Benefit: Exerts 250 lbs [113.4 kg] of force against the fixed wall. The compression creates tight panel joints optimum sound control.

Feature: Interlocking vertical seal

Benefit: Helps panel-to-panel alignment and prevents sound leaks between panels.



Optional Bottom Seal:
4" clearance

GIBCA



جيبكا

GIBCA FURNITURE INDUSTRY CO. LTD. (LLC)

