

Glassline



MODEL

G14

GIBCA
OFFICE PARTITION SYSTEMS

The G14-Glassline system is an ideal choice to create open concept offices, allowing natural light into your workspace while providing acoustic privacy. With flexibility being a priority for most, you will be able to create a customizable space without compromising on aesthetics.



QUICK INSTALLATION



DURABLE



EASY TO CLEAN

GIBCA  جیسا
GIBCA FURNITURE INDUSTRY CO. LTD. (LLC)

DESIGN

Fully single glazed frameless partition.
 Top, bottom and wall aluminum frame profile.
 Mullion free glass panel bonded to one another with crystal clear transparent joint.
 Non-load bearing partition.
 Rubber foam seals are installed on floor, ceiling and wall profiles.
 Partition with extruded aluminum frames available in polyester powder coated, anodized or polished finish.

FINISHES

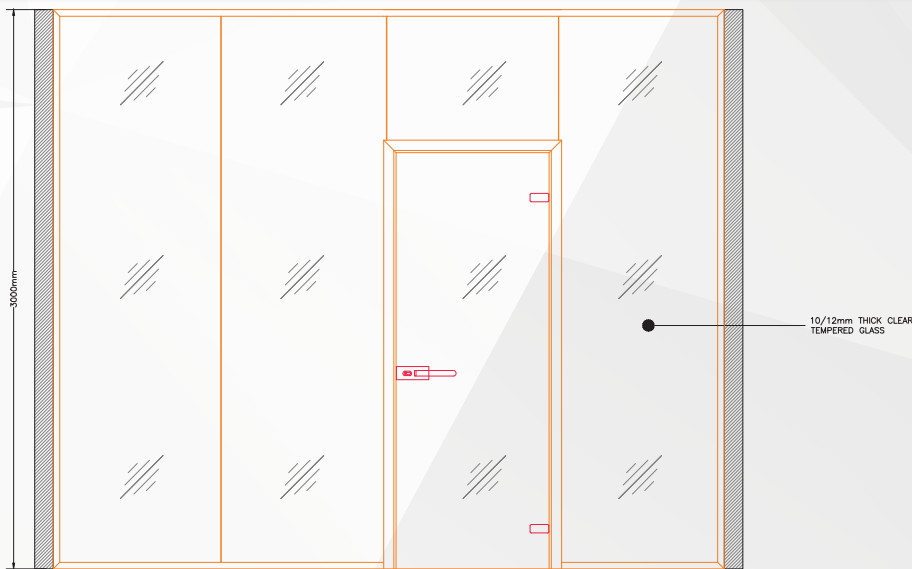
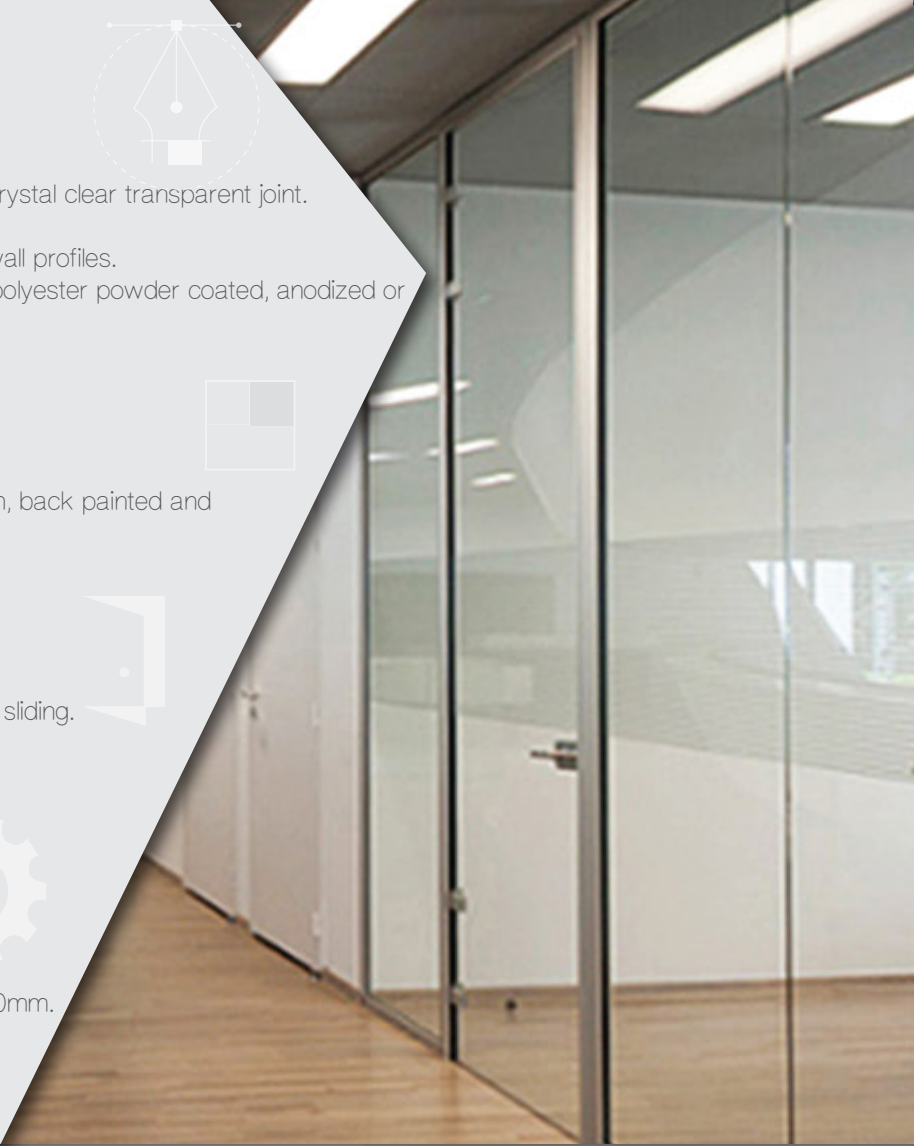
Glass Panel
 Available in clear tempered glass, sand blasted design, back painted and laminated glass

DOORS

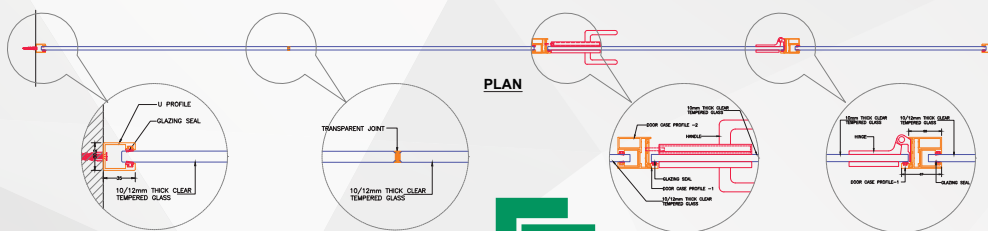
Options available in solid, single glazed frameless and sliding.

TECHNICAL DETAILS

Standard modular panel width: 1100mm
Standard partition thickness: 30mm
Standard height: 3000mm
Joint width: 2/6/10mm
 Correction of uneven floor and ceiling levels up to ± 10 mm.
 10mm and 12mm thick tempered single glass or
 12.76mm laminated glass with polished edges
 (centered).



ELEVATION - A



PLAN



GIBCA FURNITURE INDUSTRY CO. LTD. (LLC)

